


金东纸业社会责任报告书

CSR Report 2021



目 录

.....	01
◆	02
1.1	02
1.2	02
1.3	03
.....	05
2.1	05
2.2	07
2.3	07
2.4	08
.....	08
3.1	08
3.2	09
3.3	10
3.4	10
3.5	11
.....	12
4.1	12
4.2	14
4.3	16
4.4	17
4.5	19
4.6	20
4.7	21
.....	24



2021

" "

.....

2022

" "

" "

"

"

Jim. J. Mj



2011 1
12 " 2010-2011
" " 2011
" 2012 12
"
" 2013
" " 2014 "
" 2015 " 2014
" 2016
" " 2017
" " "
" 2018 " "
2019 " "
2020 " "

1.2



1.3.2

1		2017
2		2015
3		2014 QC
4		2014 QC
5		2014
6		2013
7		2013
8	Cast Coated Paper	2013 PPI
9		2013 41 &
10		2012 PPI
11		2012
12		2012 QC
13		2012
14		2012
15		2012
16		2011
17		2010 6Sigma
18		2010
19		2010
20		2009
21		2008
22		" " 2008
23		" " 2008
24		2008
25		2008 6Sigma
26		2007 QC
27		2006 6Sigma
28		2006 6Sigma
29		2005
30	DULL	2005 6Sigma
31		2005 QC
32		2005 QC
33		2004
34		2004 QC
35		2003 QC



2014 11

2021

1280

2014

2015 12

"

"

2.3.2

2016 10

2016 -2018

()

"

"

()

2021

2.2

2021

2021

183.53

184.47

80

2020

6.38

2.17

2021

2.3.3

2021

103.33

12.83

2.87

2.3

"

"

100

48

52

2.3.1

2.3.4

5 31

3 8

1.



2.

3.

2.4

ISO14001

"

"

ISO 9001		2000/2/15	2021/6/15
ISO 14001		2001/2/20	2019/8/13
ISO 45001		2004/12/17	2019/8/13
CFCC COC		2007/11/26	2017/8/14
ISO 50001		2014/12/11	2020/10/23
ISO 10012		2008/8/22	2017/11/3
		2011/10/31	2021/2/5
		2018/10/25	2022/2/15
ISO/IEC 17025		2006/7/31	2018/4/9

3.1

3.1.1

-
-
-
-

3.2

3.2.1

“ ”

2021

“ ”

2014 9


GB/T 23331

“

”



2199.98 2009 2021
 " " 2010
 " " 2013 "
 " " ,2017 "
 " " 2020 "



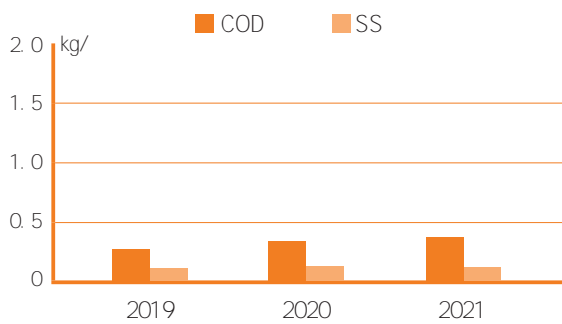
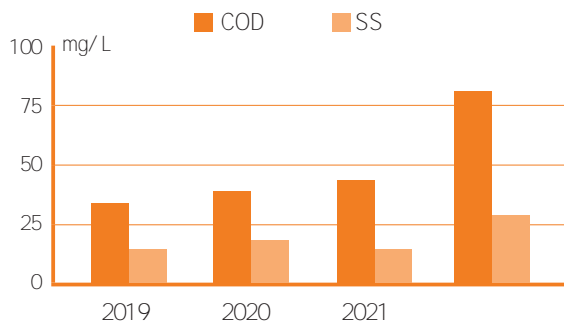
6.5 / 2%
 50% 2021 10

BOD5 PH CODCr SS




300
 3.2.3

3.3

24



100%
 3.4



14.6%

HIPO

IDP

5

4.1.4

" " " "

100%

"

"

2021

47

17

4.1.5

533

0

18.78%

a.

40.90

35



55
2021
6
2021 2 2

" "
4.2

2021 24
200
2021 10 100%

MBOS 1 1 16

APP

2021 SDA 500

2021 6 11

4

" 3000 "

"

"

"

"

"

"

26

312

15

APP

"

"

9

9

25

-26

19

99

2021 11

2021

PCE

"

10

4

3000



2021 10 27

(3

(4

50

2800

4.3

(1

2021

6


(2

/

/

	LPG
	LPG

(5





		85	84.0				
			84.2				
		10mg/m ³	2.7mg/m ³				
		3mg/m ³	1.7mg/m ³				
		3mg/m ³	2.0mg/m ³				
		10mg/m ³	3.5mg/m ³				
	A	H 25 Gy/h	7.24 Gy/h				
	B						
EHS	C						EHS

100%
100%

100%

2021

5905

98%

2021 4

16

188

30%

920 (1,000)

4.4

1.0



2021

2.0

2.0

VSR

VSR

4.4.1

14001

ISO 9001 ISO

MSDS

4.4.2

90% ECF

100%

TCF

2010

2007 11 PEFC Programme
for the Endorsement of Forest Certification
schemes

"

"

CO₂

2008

-

QS

2011

1.

/

2013

2.

3C

3.

A B C D

4.



4.5.1

4.5

" A "

2018

2021 " A "

" "

25

600

" "

" A "

" "

" "

2004

2021

7

2021

OPTICOMINTERNATIONAL RESEARCH AB

397

"

"

20



2013

"

"

CTI

4.5.2

ISEGA

4.6.2

4.5.3

NEVIA NEWS

2021

" NIREUS NEVIA SPACE SHUTTLE
SUNBRITE ART-TECH XPLORE"

" NEVIA

"

1999

ISO14001

ISO17025

ISO9001

OHSAS18001

ISO10012

ISO50001

4.6

ISO9001 2015

ABB

QCS

ULMA

WIS

BTG

4.6.1

ISO9001-2008

GB/

MES2.0()

SAP

T28001-2011

SPC

SPC

SPDA



ISO 9001 ISO 14001 4.6.3

TQM

8D

2015 7 14

PAHS DMF ROHS PFOA&PFOS SVHC VOC
PVC CHCC

PDCA

4.7

CTR 6Sigma
SDA/SGA

2003

"

2021

900000

AAA

" " "

" 2014 " " "

" Jiangsu Famous Export

Band " "

2017 " "

6 " "

1		300,000.00
2		500,000.00
3		100,000.00
		900,000.00



4.7.1

4000

“ ”

2008

”

14

4.7.3

120

7

110

500

2021

3681

14724

2021 12

39

2021


2021 2 1


4.7.2

2021 73

24500

15





2021 6 28	"	"	"	"	"	"	"
"	"	"	100	"	"	"	"
						30	
						7	
	"	"	"	"	"	7	"
	"	"	"	"	"		
		"	"			2021 7 10	
			"	"		
2021 6	"	"	"	"	"		
		"	"	"	"		

